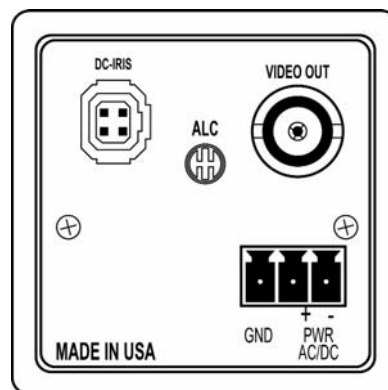
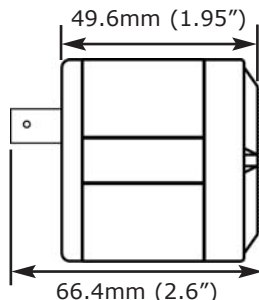
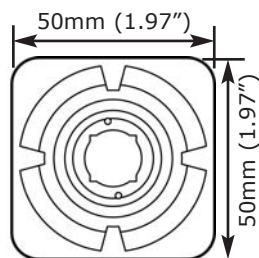




Camera Features

- 1/3" Interline CCD, >480 TVL
- Brilliant Color Performance
- 12VDC/24VAC With Isolated Transformer (Brown Out Protected)
- Direct Drive Auto Iris
- Rugged All Metal Housing
- Top Or Bottom Mountable



Technical Specifications

Electrical

	20D739S-1 NTSC	21D739S-1 PAL
Image Sensor	1/3" interline CCD	
Active Pixels (HxV)	768 x 492	752 x 585
Resolution	>480 TVL	
Sensitivity	0.5 lux at 30 IRE (AGC max)	
Signal To Noise Ratio	>48 dB	
Gamma	0.45	
Gain	Automatic	
Synchronization	Internal	
Backlight Compensation	Default on	
Contour Enhancement	Default on	
White Balance	Auto 2300 - 7500K	
Iris Signal	Electronic or direct drive (auto detect)	
Iris Controls	ALC pot for direct drive iris	
Video Output	Composite video 1Vp-p 75 Ohms	
Power Supply	12 - 28VAC 50/60Hz	
Power Consumption	10.8 - 39VDC polarity independent < 2.5W	

Environmental

Operating Temperature	-15° C ~ 55° C (05° F ~ 131° F) withstands temperature up to 75° C (167° F)
Storage Temperature	-25° C ~ 70° C (-13° F ~ 158° F)

Mechanical

Dimensions WxHxD	50mm x 50mm x 66.4mm (1.97" x 1.97" x 2.6")
With Connectors And Mount	50mm x 60mm x 66.4mm (1.97" x 2.4" x 2.6")
Weight	183.5g (0.40 lbs)
Lens Mounts	C, CS

Accessories

Included	Metal mounting plate for top/bottom mounting. Detachable power block for easy installation.	
Optional	60P24VAC	24VAC power supply
	60PR12DC800	12VDC power supply
	60VZZ0030	C Mount w/ adapter ring

